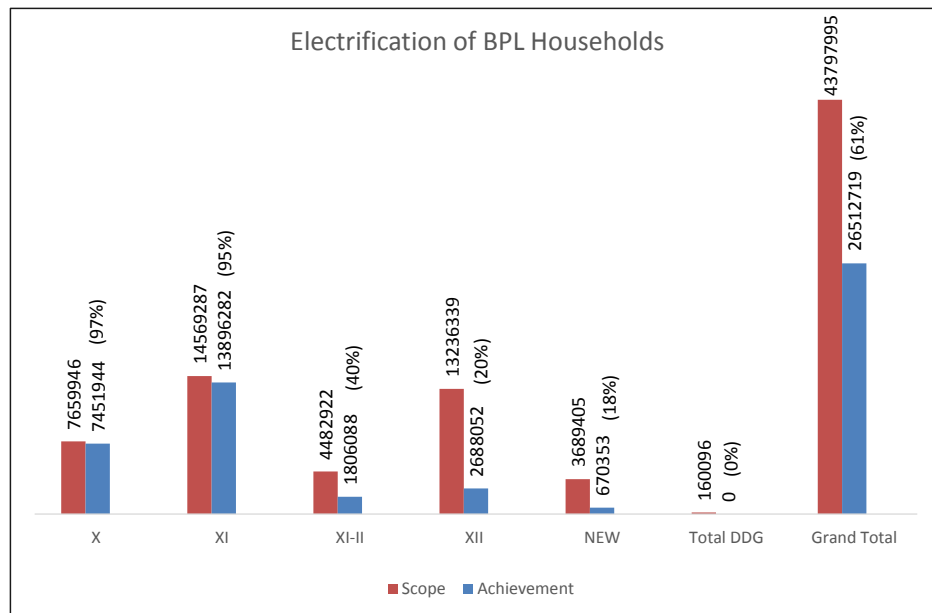
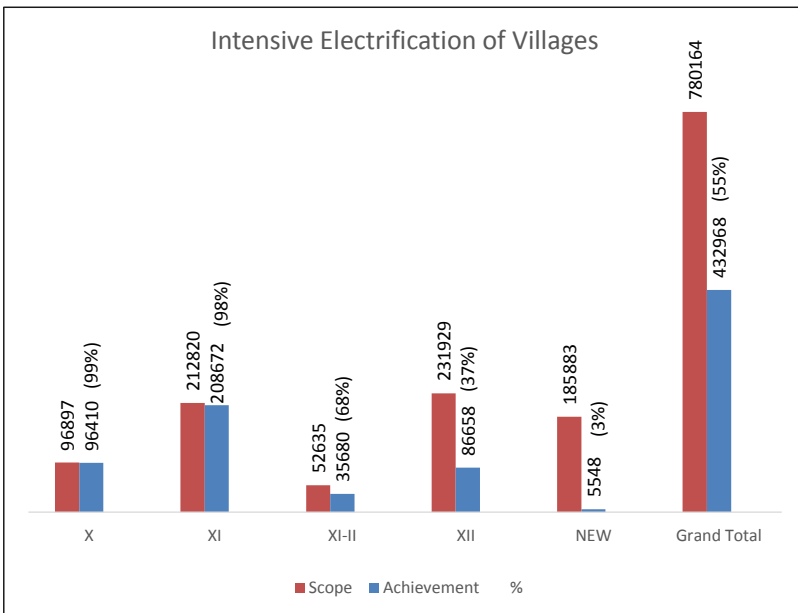
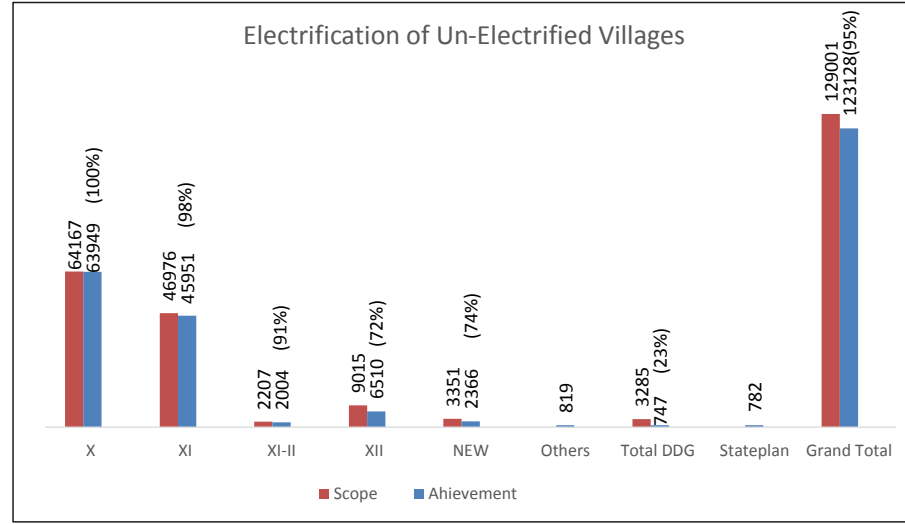
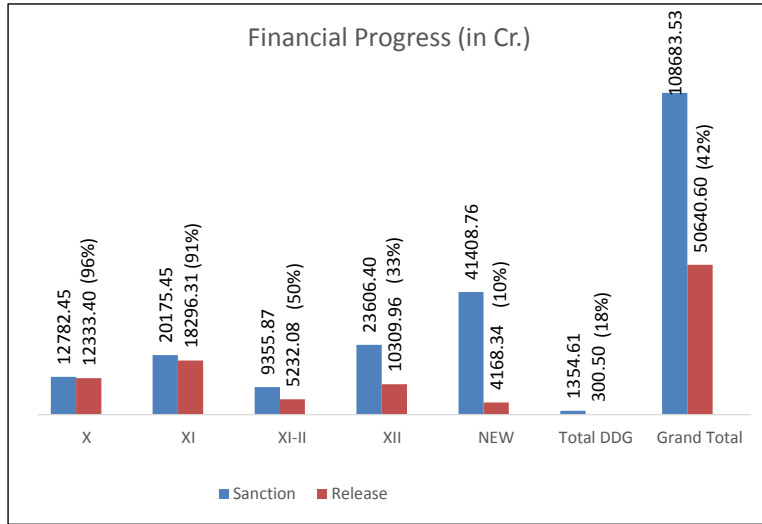


Scope & Cumulative Achievement as on 31-07-2017



1. Scope & Cumulative Achievement

Plan	No. of Projects			Funds (Rs Crore)					Un-electrified villages (Nos.)			Intensive electrification of villages (Nos.)			BPL HH connections (Nos.)		
	Covered	Closed		Revised Sanction	Loan	Subsidy	Total Release	Scope	Cumulative achievement		Scope	Cumulative achievement		Scope	Cumulative achievement		
X	235	228	97%	12782.45	1224.10	11109.30	12333.40	96%	64167	63949	100%	96897	96410	99%	7659946	7451944	97%
XI	341	293	86%	20175.45	1707.60	16588.71	18296.31	91%	46976	45951	98%	212820	208672	98%	14569287	13896282	95%
XI-II	72	7	10%	9355.87	555.43	4676.65	5232.08	56%	2207	2004	91%	52635	35680	68%	4482922	1806088	40%
XII	273			23606.40	1028.79	9281.17	10309.96	44%	9015	6510	72%	231929	86658	37%	13236339	2688052	20%
NEW	636			41408.76		4168.34	4168.34	10%	3351	2366	74%	185883	5548	3%	3689405	670353	18%
Others										819							
Total(DDUGJY RE)	1557	528	34%	107328.92	4515.92	45824.18	50340.10	47%	125716	121599	97%	780164	432968	55%	43637899	26512719	61%
DDG (XI)	157			100.39	2.73	46.27	49.01	49%	52	34	65%				8659		
DDG (XII)	354			112.17	1.47	37.96	39.43	35%	39	39	100%				14111		
DDG (NEW)	3709			1142.04	2.15	209.91	212.06	19%	3194	674	21%				137326		
Total DDG	4220			1354.61	6.36	294.14	300.50	22%	3285	747	23%				160096		
Stateplan										782							
Grand Total	5777	528	9%	108683.53	4522.28	46118.32	50640.60	47%	129001	123128	95%	780164	432968	55%	43797995	26512719	61%

2. Performance report for FY 2017-18

Monthly Achievement During 2017-18

Month	Funds Drawn from MoP (Rs Cr)	UE Villages*	IE Villages	BPL HHs	Feeder Segregation 11KV (Ckm) including New 11KV lines	Commissioning of Substaions including Augmentation S/S
Target	4814.00	4492	85000	4000000	75000	400
April		234	6268	213730		3
May		224	3954	364152	4.5	59
June	1000	291	4882	279177		10
July		220	3301	187460	8059.35	31
Total achievement	1000	969	18405	1044519	8063.85	103
Percentage achievement	13%	22%	22%	26%	11%	26%

Planwise Achievement During July, 2017

Plan	UE Villages	IE Villages	BPL HHs	Feeder Segregation 11KV (Ckm) including New 11KV lines	Commissioning of Substaions including Augmentation S/S
X, XI	5		122		2
XI - II		275	34472		
XII	50	2981	137585	4648.08	10
NEW	111	48	19379	3411.27	19
DDG	54				
Other					
Stateplan					
Reduction		3	4098		
Total	220	3301	187460	8059.35	31

* UEV progress has been taken from GARV APP

3.UE village progress as per GARV

Sl. No	States	Target UE Villages as on 01-04-2015							Achieved UE Villages							Balance UE Villages						Uninhabited villages	Balance to be electrified
		X-XI	XII	New	Offgrid	Stateplan	others*	Total	X-XI	XII	New	Offgrid	Stateplan	others *	Total	X-XI	XII	New	Offgrid	Stateplan	Total		
1	Arunachal Pradesh			427	976		175	1578			175	21		175	371			252	955		1207		1207
2	Assam	21	1011	600	582	128	550	2892	21	912	482	248	122	550	2335		99	118	334	6	557	124	433
3	Bihar	764	1940		43			2747	763	1667		3			2433	1	273		40		314	77	237
4	Chhattisgarh	396	5	198	471	10		1080	391	5	137	273	10		816	5		61	198		264		264
5	Himachal Pradesh			35				35			28				28			7			7	7	
6	Jammu & Kashmir	28	25	81				134	27	2	3				32	1	23	78			102		102
7	Jharkhand	1014	207	440	214	637	13	2525	981	187	232	14	626	13	2053	33	20	208	200	11	472	56	416
8	Karnataka			9	30			39			9	20			29				10		10		10
9	Madhya Pradesh	65	161	117	63		66	472	62	152	85	14		66	379	3	9	32	49		93	47	46
10	Manipur	72	204					276	66	147					213	6	57				63		63
11	Meghalaya	1		894	15		2	912	1		749	3		2	755			145	12		157	10	147
12	Mizoram	16		42				58	16		26				42			16			16	4	12
13	Nagaland		1	81				82		1	77				78			4			4	4	
14	Odisha	1	2929	296	239		9	3474	1	2339	166	45		9	2560		590	130	194		914	515	399
15	Rajasthan		236	95	97	63	4	495		210	95	93	24	4	426		26		4	39	69	68	1
16	Tripura		26					26		26					26								
17	Uttar Pradesh	569	868	80	11	1		1529	531	862	72	7			1472	38	6	8	4	1	57	53	4
18	Uttarakhand			56	20			76			19	6			25			37	14		51	1	50
19	West Bengal	8		14				22	8		11				19			3			3		3
	Total	2955	7613	3465	2761	839	819	18452	2868	6510	2366	747	782	819	14092	87	1103	1099	2014	57	4360	966	3394

* Villages shifted from Offgrid to Grid

State Wise Scope & Cumulative Achievement of RE Projects

S. No.	Project name	Plan	Number of projects		Funds (Rs Crore)				Un-electrified villages (Nos.)				Intensive electrification of villages (Nos.)			BPL HH connections (Nos.)						
			covered	closed	Sanction	Loan	Subsidy	Total Release	Scope	GARV 18452 Bal UEV	Achmt 2017-18	Cum. Achmt	Scope	Achmt 2017-18	Cum. Achmt	Scope	Achmt 2017-18	Cum. Achmt				
1	Andhra Pr.	X	12	12	460.45	48.29	412.16	460.45	100%					14333		14333	100%	1771878		1771878	100%	
	Andhra Pr.	XI	4	4	95.77	10.67	86.00	96.66	101%					1781		1781	100%	226084		226084	100%	
	Andhra Pr.	NEW	16		921.79		199.95	199.95	22%					14822		5500	37%	713045	250174	666767	94%	
	Andhra Pr.	DDG XI	57		16.61	1.43	12.85	14.27	86%									2225				
	Andhra Pr.	DDG XII	205		49.18	1.33	10.92	12.26	25%									6627				
	Andhra Pr.	DDG (NEW)	165		22.09													3048				
	Andhra Pr.	Total	459	16	1565.88	61.72	721.88	783.60	50%					30936		21614	70%	2722907	250174	2664729	98%	
2	Arunachal Pr.	X	2	2	75.85	4.07	68.49	72.56	96%	236			236	100%	172	172	100%	9301		9301	100%	
	Arunachal Pr.	XI	14	14	953.98	25.47	845.69	871.17	91%	1842			1842	100%	1133	1133	100%	42320		42320	100%	
	Arunachal Pr.	NEW	16		267.19		47.98	47.98	18%	478	427	13	175	37%				6476				
	Arunachal Pr.	DDG (NEW)	1176		159.32		24.14	24.14	15%	1176	976	9	21	2%				16582				
	Arunachal Pr.	Other									175		175									
	Arunachal Pr.	Total	1208	16	1456.34	29.54	986.30	1015.84	70%	3732	1578	22	2449	66%	1305	1305	100%	74679		51621	69%	
3	Assam	X	3	3	199.54	20.39	179.62	200.01	100%	894			894	100%	1744	1744	100%	127573		127573	100%	
	Assam	XI	20	20	2430.28	242.64	2169.68	2412.32	99%	7458	21		7458	100%	11095	11095	100%	1082638		1082638	100%	
	Assam	XII	16		1621.06	80.06	728.88	808.93	50%	1009	965	26	912	90%	10259			541953				
	Assam	Uninhabited									46											
	Assam	NEW	27		1274.08		80.65	80.65	6%	864	574	89	482	56%	6380			161915				
	Assam	Uninhabited									26											
	Assam	DDG (NEW)	521		294.81	2.15	81.70	83.85	28%	521	535	60	248	48%				21781				
	Assam	Uninhabited									47											
	Assam	Other									550		550									
	Assam	Stateplan									127		122									
	Assam	Uninhabited									1											
	Assam	Total	587	23	5819.78	345.23	3240.52	3585.76	62%	10746	2892	175	10666	99%	29478		12839	44%	1935860		1210211	63%
4	Bihar	X	26	26	2097.43	208.99	1887.31	2096.30	100%	16600			16600	100%	8	8	100%	782841		782841	100%	
	Bihar	XI	17	11	2208.05	182.24	1629.53	1811.77	82%	6948	5		6319	91%	5879	2	5796	99%	1558075		1460876	94%
	Bihar	XI-II	11		2987.92	201.20	1560.68	1761.89	59%	1338	758		1128	84%	12790	710	10216	80%	2898328	140038	990719	34%
	Bihar	Uninhabited									1											
	Bihar	XII	27		5220.65	230.68	1870.09	2100.77	40%	2927	1864	121	1667	57%	21833	2123	11030	51%	5400947	238817	1144773	21%
	Bihar	Uninhabited									76											
	Bihar	NEW	38		5856.37		1002.62	1002.62	17%													
	Bihar	DDG (XI)									43	2	3									
	Bihar	Reduction																851				
	Bihar	Total	119	37	18370.42	823.11	7950.23	8773.34	48%	27813	2747	123	25717	92%	40510	2835	27050	67%	10640191	378855	4379209	41%
5	Chhattisgarh	X	3	3	220.19		178.53	178.53	81%	56			56	100%	3085	3085	100%	134459		134459	100%	
	Chhattisgarh	XI	13	9	948.88		754.42	754.42	80%	1554	386		1517	98%	11747	11404	97%	1059825	6	946923	89%	
	Chhattisgarh	XI-II	2		175.03		96.36	96.36	55%	126	10		115	91%	1077	925	86%	84334		49674	59%	

State Wise Scope & Cumulative Achievement of RE Projects

S. No.	Project name	Plan	Number of projects		Funds (Rs Crore)				Un-electrified villages (Nos.)				Intensive electrification of villages (Nos.)			BPL HH connections (Nos.)						
			covered	closed	Sanction	Loan	Subsidy	Total Release	Scope	GARV 18452 Bal UEV	Achmt 2017-18	Cum. Achmt	Scope	Achmt 2017-18	Cum. Achmt	Scope	Achmt 2017-18	Cum. Achmt				
	Jharkhand	Shifting of off-grid villages to grid			25.91				78													
	Jharkhand	DDG XII								214												
	Jharkhand	DDG (NEW)	382		196.18				393		13	14	4%				21208					
	Jharkhand	Other								13		13										
	Jharkhand	Stateplan								636	11	626										
	Jharkhand	Uninhabited								1												
	Jharkhand	Total	445	12	8521.66	346.71	3277.17	3623.88	43%	20155	2525	199	19842	98%	35973	58	5692	16%	2445634	1323	1277727	52%
12	Karnataka	X	17	17	563.48	54.72	493.90	548.62	97%	43			43	100%	16518		16518	100%	632667		632667	100%
	Karnataka	XI	8	8	301.21	28.92	247.55	276.47	92%	12			12	100%	5697		5697	100%	239943		239943	100%
	Karnataka	XI-II	2		119.38	7.87	70.07	77.93	65%						587		587	100%	27782		20080	72%
	Karnataka	XII	9		99.53	3.84	34.11	37.95	38%						9205	71	2048	22%	130785	6715	95719	73%
	Karnataka	NEW	31		1754.52		104.33	104.33	6%	30	9		9	30%	21023				297788			
	Karnataka	DDG XII	37		27.50		5.30	5.30	19%	6	30	1	6	100%					2540			
	Karnataka	DDG (NEW)	2		0.61					3			14	100%					123			
	Karnataka	Total	106	25	2866.23	95.35	955.25	1050.60	37%	94	39	15	84	89%	53030	71	24850	47%	1331628	6715	988409	74%
13	Kerala	X	1	1	33.19	1.82	31.37	33.19	100%						37		37	100%	20715		20715	100%
	Kerala	XI	6	6	102.21	10.22	91.99	102.21	100%						557		557	100%	97646		97646	100%
	Kerala	XI-II	7	7	77.11	7.57	68.12	75.69	98%						493		493	100%	31944		31944	100%
	Kerala	NEW	14		485.38		86.93	86.93	18%						1315				98527			
	Kerala	DDG XII	15		5.32	0.14	1.24	1.38	26%										730			
	Kerala	Total	43	14	703.20	19.75	279.65	299.40	43%						2402		1087	45%	249562		150305	60%
14	MP	X	8	8	502.44	48.30	433.23	481.54	96%	110			110	100%	9554		9554	100%	288184		288184	100%
	MP	XI	24	8	1378.51	120.30	1081.64	1201.95	87%	590	10		563	95%	22348	9	20650	92%	1023773	36	856216	84%
	MP	XI-II	20		980.20	59.84	528.49	588.32	60%	175	53	1	173	99%	15635	601	8145	52%	496714	25702	286981	58%
	MP	Uninhabited								2												
	MP	XII	34		1430.93	81.92	732.64	814.56	57%	422	154		152	36%	25759	2804	16751	65%	863166	78987	417473	48%
	MP	Uninhabited								7												
	MP	NEW	50		2865.23		221.09	221.09	8%	99	108	5	85	86%	25662				525288			
	MP	Uninhabited								9												
	MP	Shifting of off-grid villages to grid			20.04					37												
	MP	DDG XI	25		27.17		12.42	12.42	46%	25			14	56%					2303			
	MP	DDG (NEW)	122		60.93					122									7100			
	MP	Uninhabited								29												
		Other								66			66									
	MP	Total	283	16	7265.45	310.36	3009.50	3319.87	46%	1580	472	6	1163	74%	98958	3414	55100	56%	3206528	104725	1848854	58%
15	Maharashtra	X	4	4	86.88	8.80	76.94	85.74	99%						4291		4291	100%	208969		208969	100%
	Maharashtra	XI	30	30	576.73	59.05	487.59	546.64	95%						31034		31034	100%	997937		997937	100%

State Wise Scope & Cumulative Achievement of RE Projects

S. No.	Project name	Plan	Number of projects		Funds (Rs Crore)				Un-electrified villages (Nos.)				Intensive electrification of villages (Nos.)			BPL HH connections (Nos.)						
			covered	closed	Sanction	Loan	Subsidy	Total Release	Scope	GARV 18452 Bal UEV	Achmt 2017-18	Cum. Achmt	Scope	Achmt 2017-18	Cum. Achmt	Scope	Achmt 2017-18	Cum. Achmt				
	Odisha	Reduction													3				3247			
	Odisha	Total	369	27	9063.97	471.48	4611.97	5083.45	56%	18400	3474	204	16940	92%	73933	2017	31961	43%	4592953	37689	2847063	62%
21	Punjab	X			3.00		3.00	3.00	100%													
	Punjab	XI	17	17	34.90	5.46	51.44	56.90	163%						6131		6131	100%	92988		92988	100%
	Punjab	NEW	20		251.99																	
	Punjab	Total	37	17	289.89	5.46	54.44	59.90	21%						6131		6131	100%	92988		92988	100%
22	Rajasthan	X	25	25	442.77	44.16	360.28	404.44	91%	1586			1586	100%	14664		14664	100%	470948		470948	100%
	Rajasthan	XI	15	14	762.48	73.07	643.00	716.07	94%	2571			2570	100%	18563		18563	100%	630404		629996	100%
	Rajasthan	XII	28		1453.19	69.13	626.06	695.18	48%		210		210		25397	5019	15533	61%	443757	59617	149390	34%
	Rajasthan	Uninhabited									26											
	Rajasthan	NEW	33		2819.43					104	95		95	91%	14827				244138			
	Rajasthan	DDG (NEW)									94		93									
	Rajasthan	Uninhabited									3											
	Rajasthan	Stateplan									24		24									
	Rajasthan	Uninhabited									39											
	Rajasthan	Other									4		4									
	Rajasthan	Total	101	39	5477.87	186.36	1629.34	1815.70	33%	4261	495		4582	100%	73451	5019	48760	66%	1789247	59617	1250334	70%
23	Sikkim	X	2	2	90.72	8.30	74.53	82.83	91%	16			16	100%	158		158	100%	4189		4189	100%
	Sikkim	XI	2	2	121.73	10.85	97.35	108.20	89%	9			9	100%	254		254	100%	9412		9412	100%
	Sikkim	NEW	4		49.69										329				3413			
	Sikkim	Total	8	4	262.14	19.15	171.88	191.03	73%	25			25	100%	741		412	56%	17014		13601	80%
24	Tamilnadu	XI	26	26	341.20	35.30	312.63	347.93	102%						9673		9673	100%	501202		501202	100%
	Tamilnadu	XI-II	3		41.46	1.35	12.12	13.47	32%						729	139	139	19%	24369	9	1201	5%
	Tamilnadu	NEW	27		924.11		165.51	165.51	18%						1016				897			
	Tamilnadu	Total	56	26	1306.78	36.64	490.27	526.91	40%						11418	139	9812	86%	526468	9	502403	95%
25	Telangana	X	5	5	202.83	20.63	186.23	206.86	102%						5681		5681	100%	504829		504829	100%
	Telangana	XI	5	5	107.90	20.74	85.01	105.75	98%						3495		3495	100%	204036		204036	100%
	Telangana	NEW	10		462.31		20.20	20.20	4%						9150				415166			
	Telangana	DDG XI	39		9.26		3.89	3.89	42%										1275			
	Telangana	Total	59	10	782.30	41.37	295.33	336.70	43%						18326		9176	50%	1125306		708865	63%
26	Tripura	X	1	1	34.94	3.31	31.63	34.94	100%	44			44	100%	72		72	100%	14260		14260	100%
	Tripura	XI	3	3	141.06	14.57	133.13	147.69	105%	97			97	100%	548		548	100%	102052		102052	100%
	Tripura	XII	8		316.23		169.98	169.98	54%	26	26		26	100%	778	53	351	45%	89604	13189	40845	46%
	Tripura	NEW	8		74.12		6.31	6.31	9%						251				2816			
	Tripura	Total	20	4	566.36	17.88	341.04	358.92	63%	167	26		167	100%	1649	53	971	59%	208732	13189	157157	75%
27	Uttar Pradesh	X	64	63	3746.31	370.42	3265.40	3635.83	97%	27901			27759	99%	2991		2991	100%	902513		901231	100%
	Uttar Pradesh	XI			44.00		27.78	27.78	63%										161526		161526	100%
	Uttar Pradesh	XI-II	22		4725.11	266.83	2245.49	2512.32	53%	551	531		580	100%	19271	796	14200	74%	854317	24974	404953	47%

State Wise Scope & Cumulative Achievement of RE Projects

S. No.	Project name	Plan	Number of projects		Funds (Rs Crore)				Un-electrified villages (Nos.)				Intensive electrification of villages (Nos.)			BPL HH connections (Nos.)						
			covered	closed	Sanction	Loan	Subsidy	Total Release	Scope	GARV 18452 Bal UEV	Achmt 2017-18	Cum. Achmt	Scope	Achmt 2017-18	Cum. Achmt	Scope	Achmt 2017-18	Cum. Achmt				
	Total	Total NEW			41408.76		4168.34	4168.34	10%	3351	3465											
	Total	Other									819		819									
	Total	All Plans	1557	528	107328.93	4515.92	45824.18	50340.10	47%	125716	14852	719	121599	97%	780164	18408	432968	55%	43637899	1048737	26512719	61%
	Total	DDG XI	157		100.39	2.73	46.27	49.01	49%	52		7	34	65%					8659			
	Total	DDG XII	354		112.17	1.47	37.96	39.43	35%	39		4	39	100%					14111			
	Total	DDG (NEW)	3709		1142.04	2.15	209.91	212.06	19%	3194		228	674	21%					137326			
	Total	DDG	4220		1354.61	6.36	294.14	300.50	22%	3285	2682	239	747	23%					160096			
	Total	Uninhabited									79											
	Total	Stateplan									797	11	782									
	Total	Uninhabited									42											
	Total	Reduction													3					4218		
	Grand Total	Total	5777	528	108683.53	4522.28	46118.32	50640.60	47%	129001	18452	969	123128	95%	780164	18405	432968	55%	43797995	1044519	26512719	61%

Details of Sanction of New Projects under DDUGJY

S.No	State/UT	Category of State	Grid															Off-Grid					Total (Grid + Offgrid)			
			No. of Projects	Physical						Financial									No. of Projects	Physical		Financial		Financial		
				UE villages	IE Villages	SAGY villages	Habitations	RHHs (incl BPL)	BPL HHHs	Component-wise cost (Rs Crore)										Fund Released (Rs. Cr)	Un-electrified villages (Nos.)	BPL HHHs (in nos)	Sanctioned cost (Rs cr)	Fund Released (Rs. Cr)	Funds (Rs Cr)	
										Electrification of UE villages	SAGY	Metering	RHHs access	System Strengthening	Feeder Separation	PMA charges	Total Project Cost	Sanction							Release	
1	Andhra Pradesh	Others	16		14822	38	34855	904436	713045		10.07	7.27	409.73	490.12	0.00	4.59	921.78	199.95	165	0	3048	22.09		943.87	199.95	
2	Andaman & Nicobar		2			0	0				0.00	5.86	0.00	15.00	0.00	0.10	20.96			0			20.96	0.00		
3	Arunachal Pradesh	Special	16	478		3	501	14830	6476	199.22	8.44	58.20	0.00	0.00	0.00	1.33	267.19	47.98	1176	1176	16582	159.32	24.14	426.51	72.12	
4	Assam	Special	27	864	6380	117	17023	707601	161915	406.94	50.05	70.44	458.95	281.35	0.00	6.34	1274.07	80.65	521	521	21781	294.81	83.85	1568.88	164.50	
5	Bihar	Others	38	0		4	0	0	0	0.00	1.96	141.86	0.00	1243.72	4439.69	29.14	5856.37	1002.62		0	0	0.00		5856.37	1002.62	
6	Chhattisgarh	Others	27	121	2697	15	7129	137114	77795	49.51	4.47	41.68	432.07	308.05	411.99	6.24	1254.01	158.27	850	488	51322	269.21	82.49	1523.22	240.76	
7	Goa	Others	2			3					3.17	16.74				0.09	20.00			0	0	0.00		20.00	0.00	
8	Gujarat	Others	27	0	8941	19	12171	7425	5060	0.00	2.00	193.26	282.11	245.78	196.93	4.60	924.68	165.62		0	0	0.00		924.68	165.62	
9	Haryana	Others	21	0	2642	15	2873	237769	37890	0.00	10.79	12.63	64.60	189.14	37.37	1.57	316.10	7.29		0	0	0.00		316.10	7.29	
10	Himachal Pradesh	Special	12	35	3803	1	5145	14088	3288	6.04	0.03	13.51	59.44	78.17	1.15	0.79	159.13	13.46		0	0	0.00		159.13	13.46	
11	Jammu & Kashmir	Special	21	83	2250	6	4260	106632	46586	86.53	7.01	96.39	230.37	126.99	69.20	3.08	619.57			0	0	0.00		619.57	0.00	
12	Jharkhand	Others	24	290	11510	19	21779	517417	340482	90.10	3.13	317.56	866.53	201.05	2199.49	18.39	3696.25	184.44	382	393	21208	196.18		3892.43	184.44	
13	Karnataka	Others	31	30	21023	150	33338	570861	297788	23.17	55.09	444.96	228.42	264.39	729.76	8.73	1754.52	104.33	2	3	123	0.61		1755.13	104.33	
14	Kerala	Others	14	0	1315	27	6550	191664	98527	0.00	59.15	159.15	181.59	83.08	0.00	2.41	485.38	86.93		0	0	0.00		485.38	86.93	
15	Madhya Pradesh	Others	50	99	25662	40	43277	1084714	525288	27.78	9.47	410.72	1053.31	530.19	819.52	14.25	2865.24	221.08	122	122	7100	60.93		2926.17	221.08	
16	Maharashtra	Others	37	0	30176	79	49397	1254077	395703	0.00	30.44	0.00	448.79	984.92	700.00	10.82	2174.97	252.87		0	0	0.00		2174.97	252.87	
17	Manipur	Special	3	0	182	3	309	19417	5794	0.00	0.68	0.00	54.01	0.00	0.00	0.27	54.96	4.68		0	0	0.00		54.96	4.68	
18	Meghalaya	Special	7	300	752	8	1080	39968	15280	71.53	1.08	15.24	117.38	54.80	0.00	1.30	261.33	25.51	209	209	7151	40.55	4.47	301.88	29.98	
19	Mizoram	Special	8	12	28	1	42	2239	1468	12.00	0.27	0.00	12.86	5.14	0.00	0.15	30.42			0	0	0.00		30.42	0.00	
20	Nagaland	Special	11	81	1102	2	1224	61298	21543	41.41	0.76	9.99	5.45	26.51	0.00	0.42	84.54	21.53		0	0	0.00		84.54	21.53	
21	Odisha	Others	30	521	5129	35	8594	184855	83035	301.91	36.81	440.93	424.44	302.21	140.00	8.23	1654.53	218.39	269	269	8821	95.05	17.11	1749.58	235.50	

Details of Sanction of New Projects under DDUGJY

S.No	State/UT	Category of State	Grid																Off-Grid				Total (Grid + Offgrid)				
			No. of Projects	Physical						Financial										No. of Projects	Physical		Financial		Financial		
				UE villages	IE Villages	SAGY villages	Habitations	RHHs (incl BPL)	BPL HHs	Component-wise cost (Rs Crore)											Fund Released (Rs. Cr)	Un-electrified villages (Nos.)	BPL HHs (in nos)	Sanctioned cost (Rs cr)	Fund Released (Rs. Cr)	Funds (Rs Cr)	
										Electrification of UE villages	SAGY	Metering	RHHs access	System Strengthening	Feeder Separation	PMA charges	Total Project Cost	Sanction	Release								
22	Punjab	Others	20	0	0	20	25	0	0	0.00	5.01	84.83	0.00	160.01	0.89	1.25	251.99			0	0	0.00		251.99	0.00		
23	Puducherry		2	0	17	0	17	7891	0	0.00	0.00	15.05	2.32	2.68	0.00	0.10	20.15	1.20			0			20.15	1.20		
24	Rajasthan	Others	33	104	14827	34	41347	738312	244138	23.42	11.45	352.93	1151.81	600.75	665.05	14.03	2819.44			0	0	0.00		2819.44	0.00		
25	Sikkim	Special	4		329	2	980	12266	3413		6.93	7.34	35.16			0.25	49.68			0	0	0.00		49.68	0.00		
26	Tamilnadu	Others	27	0	1016	0	1468	7068	897	0.00	0.00	119.66	56.74	617.17	125.94	4.60	924.11	165.51			0	0	0.00		924.11	165.51	
27	Telangana	Others	10	0	9150	15	21315	567463	415166	0.00	15.36	5.16	308.27	131.20	0.00	2.30	462.29	20.20			0	0	0.00		462.29	20.20	
28	Tripura	Special	8	0	251	0	388	12536	2816	0.00	0.00	36.59	28.63	8.53	0.00	0.37	74.12	6.31			0	0	0.00		74.12	6.31	
29	Uttar Pradesh	Others	75	84	16639	92	25133	684332	58132	9.48	59.74	294.10	1143.15	2147.76	3257.72	34.56	6946.51	722.08			0	0	0.00		6946.51	722.08	
30	Uttarakhand	Special	13	64	4837	5	10897	120883	96359	60.68	3.76	43.78	459.03	34.25	236.23	4.19	841.92	71.21	13	13	190	3.31		845.22	71.21		
31	West Bengal	Others	19	14	395	1	586	58987	31305	46.86	0.60	441.22	1729.93	862.34	1159.96	21.20	4262.11	386.23			0	0	0.00		4262.11	386.23	
32	Dadra & Nagar Haveli	Others	1		8	1	14	249	216		0.21	1.68	0.93	2.15		0.02	5.00			0	0	0.00		5.00	0.00		
	Total		636	3180	185883	755	351717	8266392	3689405	1456.58	397.93	3858.73	10246.02	9997.45	15190.89	205.72	41353.32	4168.34	3709	3194	137326	1142.05	212.06	42495.36	4380.41		

Shifting of off-grid Villages to Grid

1	Chhattisgarh			56						9.43						0.047	9.477									
2	Jharkhand			78						25.78						0.1289	25.9089									
3	Madhya Pradesh			37						19.94						0.1	20.04									
	Total			171	0	0	0	0	0	55.15	0	0	0	0	0	0.28	55.43									
	Grand Total			636	3351	185883	755	351717	8266392	1511.73	397.93	3858.73	10246.02	9997.45	15190.89	206.00	41408.74	4168.34	3709	3194	137326	1142.05	212.06	42550.79	4380.41	

New Projects: NIT and Award Status

Sl No.	State Name	Total No. of Projects	Awarded/ LOI issued	Departmental	Bids opened & Under Evaluation	NIT Issued & Bids yet to be opened	NIT yet to be issued	Remarks for non award for balance works (other than VE works)
1	Andhra Pradesh	16	15		1			Chipurapalli Society, partial Turnkey requested, under process with sanction desk
2	Andaman & Nicobar	2				2	0	NIT document under preparation by RECPDCL
3	Arunachal Pradesh	16	13		3			Tirap, Lower dibang valley & Changlang under litigation
4	Assam	27			27			
5	Bihar	38	38					
6	Chhattisgarh	27	27					
7	Goa	2					2	MC minutes conveyed, NIT under preparation
8	Gujarat	27		27				
9	Haryana	21	11		6	4		
10	Himachal Pradesh	12		1	8		3	3 projects NIT cancelled and yet to retender
11	Jammu & Kashmir	21			13	8		a). 8 projects (Udhampur, Reasi, Leh, Kargil, Shopian, Pulwama, Ramban & Kulgam) to be implemented by PGCIL, NIT issued, BoD-27.07.17 b). 13 projects by JKPDD, bids under evaluation
12	Jharkhand	24	22		2	0		
13	Karnataka	31	31		0	0	0	All works awarded except Metering works (Consumer, DT & Feeder)
14	Kerala	14		14				
15	Madhya Pradesh	50	44	1	5			
16	Maharashtra	37	29		0	8		Part-A (S/S work) & part B (Lines & LT works)
17	Manipur	3	1	2				
18	Meghalaya	7	7					award for 7 ph-I projects placed & works going on Ph-II projects divided in 3 component (UEV, Metering & Other works). UEV awarded and balance work re-tendered
19	Mizoram	8	8					
20	Nagaland	11		11			0	
21	Odisha	30	30					
22	Punjab	20				20		Re-tendered, BOD-11.08.17
23	Puducherry	2					2	Issue for SBD for metering portion
24	Rajasthan	33	33		0	0		
25	Sikkim	4			4			
26	Tamilnadu	27		27				
27	Telangana	10	9				1	
28	Tripura	8			8	0		Execution on partial turnkey in 13 pkg (8 pkg erection & 5 Pkg material) 8 pkg of Erection & 3 pkg of material awarded, DTR pkg re-tendered & Meterin pkg under evaluation
29	Uttar Pradesh	75	75					
30	Uttarakhand	13			13	0		
31	West Bengal	19	3		16			for 16 pkgs of system Strngth, L1 finalised but that L1 is debarred in Bihar; so decision pending
32	Dadra & Nagar Haveli	1					1	NIT issued, no response, date extended
	Total	636	396	83	106	42	9	

6. status of Sanctioned DDG Projects

S.No	State	Implementing Agency	Sanction in plan	Technology Adopted	No. of projects	No. of Districts	Capacity (KW)	UEVs covered	Villages/Hamlets covered	No. of Households covered (Incl. BPL)	No. of BPL Households covered	Effective project cost (Rs. in lakhs)	No. of Projects commissioned	No. of UEVs Commissioned	Fund Released (Rs. In Lakh)
1	Andhra Pradesh	APEPDCL	XI	SPV	57	1	365	0	57	2225	2225	1660.58	57	0	1427.4581
		APSPDCL	XII	SPV	11	1	143.5	0	11	1035	1035	469.44	7	0	0
		APEPDCL	XII	SPV	194	2	894	0	194	5592	5592	4448.69	170	0	1225.95
		APEPDCL	DDUGJY	SPV	165	1	518	0	165	3048	3048	2209.39	0	0	0
Sub Total Andhra Pradesh					427		1920.5	0	427	11900	11900	8788.1	234	0	2653.4081
2	Assam	APDCL	DDUGJY	SPV + SHLS	521	14	8949	521	521	45520	21781	29480.84	127	127	8384.88
Sub Total Assam					521		8949	521	521	45520	21781	29480.84	127	127	8384.88
3	Arunachal Pradesh	SECI	DDUGJY	STANDALONE	1176	17		1176	1176	16582	16582	15931.65	0	0	2413.84
Sub Total Arunachal Pradesh					1176		0	1176	1176	16582	16582	15931.65	0	0	2413.84
4	Bihar	BSHPC	XI	41 projects are Hybrid of Biomass gasifier + SPV & 7 projects are only SPV based	0	0	0	0	0	0	0	0	0	0	0
Sub Total Bihar					0		0	0	0	0	0	0	0	0	0
4	Chhattisgarh	CREDA	XI	SPV	9	2	102	8	9	645	645	345	9	8	304.29
		CREDA	XII	SPV	87	3	523	24	87	3923	3923	2431	87	24	1995.74
		CREDA	DDUGJY	SPV+SHLS	850	16	4723	488	870	51322	51322	26920.96	600	271	8249.36
Sub Total Chhattisgarh					946		5348	520	966	55890	55890	29696.96	696	303	10549.39
5	Jharkhand	DVC	XII	SPV	0	0	0	0	0	0	0	0	0	0	0
		JREDA	DDUGJY	SPV + SHLS	382	8	6689	393	393	25726	21208	19617.9	8	8	0
Sub Total Jharkhand					382		6689	393	393	25726	21208	19617.9	8	8	0
6	Karnataka	GESCOM (1) & HESCOM (1)	XII	SPV	2	2	63	0	1	124	124	175.86	0	0	0
		CESC	XII	SPV	25	3	390	6	31	1716	1598	1962	8	3	529.74
		MESCOM	XII	SPV	0	0	0	0	0	0	0	0	0	0	0
		CESC	XII	SPV	10	2	138.2	0	11	828	818	612	0	0	0
Sub Total Karnataka					39		591.2	9	46	2791	2663	2810.86	10	6	529.74
7	Kerala	KSEB	XII	SPV	15	1	131.5	0	15	731	730	531.83	7	0	138.21
Sub Total Kerala					15		131.5	0	15	731	730	531.83	7	0	138.21
8	Madhya Pradesh	MPUVNL	XI	SPV	25	4	528	25	91	2859	2303	2717.02	25	25	1241.6978
			DDUGJY	SPV + SHLS	122	13	2780	122	202	12975	7100	6092.55	0	0	0
Sub Total Madhya Pradesh					147		3308	147	293	15834	9403	8809.57	25	25	1241.6978
9	Meghalaya	MePDCL	XII	SPV	3	1	154	3	3	751	248	389.4	0	0	0
		MePDCL(106) , MNREDA(103)	DDUGJY	STANDALONE	209	7		209	209	7151	7151	4055	4	4	447.4088
Sub Total Meghalaya					212		154	212	212	7902	7399	4444.4	4	4	447.4088
10	Odisha	OREDA	XII	SPV	7	1	65.5	6	7	268	43	197	2	2	53.36
			DDUGJY	SPV + SHLS	269	11	3480	269	272	11889	8821	9504.69	42	42	1710.83
Sub Total Odisha					276		3545.5	275	279	12157	8864	9701.69	44	44	1764.19
12	Rajasthan	AVVNL	XII	SPV	0	0	0	0	0	0	0	0	0	0	0
		AVVNL	XII	SPV	0	0	0	0	0	0	0	0	0	0	0
		JVVNL	XII	SPV	0	0	0	0	0	0	0	0	0	0	0
Sub Total Rajasthan					0		0	0	0	0	0	0	0	0	
11	Telangana	TSNPDCL	XI	SPV	39	2	202	0	39	1275	1275	925.88	34	0	389.15
Sub Total Telangana					39	2	202	0	39	1275	1275	925.88	34	0	389.15
12	Uttar Pradesh	UPNEDA	XI	SPV	7	2	79	6	7	500	351	346	7	6	
		UPNEDA	XI	SPV	5	2	308	5	15	2055	1031	2140.8	0	0	1262.47
		UPNEDA	XI	SPV	13	1	190	6	13	1210	536	1397.3	13	6	
Sub Total Uttar Pradesh					25		577	17	35	3765	1918	3884.1	20	12	1262.47
13	Uttarakhand	UREDA	XI	Small Hydro	2	2	300	2	10	460	293	506.26	1	1	275.49
		UPCL	DDUGJY	SPV + SHLS	13	1	102	13	13	633	190	330.5	0	0	0
Sub Total Uttarakhand					15		402	15	23	1093	483	836.76	1	1	275.49
Total XI Plan					157		2074	52	241	11229	8659	10038.84	146	46	4900.5559
Total XII Plan					354		2502.7	39	360	14968	14111	11217.22	281	29	3943.00
Total DDUGJY					3709		27241	3194	3824	174969	137326	114204.48	783	455	21206.32
Total XI, XII and DDUGJY					4220		31817.7	3285	4425	201166	160096	135460.5	1210	530	30049.8747

Details of closed projects and Infrastructure created there under

S.No.	States	No. of Projects Closed				Final coverage & Executed Infrastructure as per closure																		
		X	XI	XI -II	Total	UEV/DEV (nos.)	IEV (nos.)	BPL Hhs (nos.)	Final Completion Cost (Rs. Lakhs)	New 33/11 kV S/s (nos.)	Aug of S/s (nos.)	33 kV line	DTs (nos.)								Total	Cap. (MVA)	11 kV line (kms.)	LT line (kms.)
													5 KVA	10 KVA	15 KVA	16 KVA	25 KVA	40 KVA	63 KVA					
1	2	3	4	5	6	7	8	9	10	11	12	13	14	15	16	17	18	19	20	21	22			
1	Andhra Pradesh	12	4	0	16	0	16114	1897972	54709.293	8	16	250.37	0	40	15236	2910	339	0	0	18525	283.975	4375.73	15801.54	
2	Arunachal Pradesh	2	14	0	16	2078	1305	39121	102758.52	22	1	709.5	1491	689	0	494	517	0	0	3191	35.174	9154.15	2426.18	
3	Assam	3	20	0	23	7991	12114	1108385	244215.13	31	1	539.25	0	1085	0	19468	8371	0	0	28924	531.613	30153.12	34639.53	
4	Bihar	26	11	0	37	16894	1025	892483	221255.62	85	22	1768.54	0	3070	0	24135	7117	22	0	34344	595.665	25573.87	28516.33	
5	Chhattisgarh	3	9	0	12	121	10106	303327	43933.71	11	37	1.25	0	4052	857	2548	2206	0	0	9663	149.293	4567.11	7105.09	
6	Gujarat	3	22	0	25	0	16144	745460	31469.23	0	0	0.00	3	346	0	1574	731	0	48	2702	49.96	1113.03	8861.45	
7	Haryana	4	14	0	18	0	5137	193762	15524.19	0	0	0.00	0	0	0	260	4867		459	5586	154.75	1675.64	695.83	
8	Himachal Pradesh	1	11	0	12	90	7896	15293	29748.51	1	8	0	0	15	0	237	1796		187	2235	60.623	1469.46	5843.11	
9	Jammu & Kashmir	3	9	0	12	133	1209	33470	20534.38	4	10	26.414	0	36	0	257	1679	0	0	1972	46.447	1384.05	3105.16	
10	Jharkhand	7	5	0	12	9072	3241	556249	118225.45	43	28	1004.589	0	13324	0	7562	2282	0	0	23168	311.282	16538.92	17121.91	
11	Karnataka	17	8	0	25	55	21150	821863	79247.17	0	5	0	0	0	86	0	13888	0	0	13974	348.49	3783.25	15444.30	
12	Kerala	1	6	7	14	0	1087	113305	19750.41	2	5	2.50	0	0	0	0	1825		0	1825	45.63	1939.04	3563.69	
13	Madhya Pradesh	8	8	0	16	165	12175	420002	71910.37	4	32	23.89	0	2523	721	4919	7145	0	0	15308	293.374	11918.97	10537.50	
14	Maharashtra	4	30	0	34	0	35325	1198861	66320.46	3	14	0.00	0	191	1123	279	7108	0	14	8715	201.80	3526.50	9845.60	
15	Manipur	2	0	0	2	168	272	11117	8421.63	2	1	74	25	128	0	61	78	0	0	292	4.331	968.09	417.82	
15	Meghalaya	2	3	0	5	1022	2425	84383	26795.13	1	0	5.77	34	412	0	686	1166	0	0	2298	44.416	2533.15	5906.94	
16	Mizoram	2	6	0	8	170	517	26210	31213.71	4	0	200	0	0	0	0	742	0	0	742	18.55	1407.75	811.21	
17	Nagaland	2	9	0	11	102	1152	51522	26578.39	10	26.5	216.5	0	0	0	60	849	0	0	909	22.185	1140.04	1079.85	
18	Odisha	4	23	0	27	4093	9169	794661	94255.07	8	67	106.6	0	10466	0	10144	2950	0	0	23560	340.714	12646.04	21464.62	
19	Punjab	0	17	0	17	0	6131	72988	3490.44	0	0	0	0	0	0	0	4198	0	0	4198	104.95	555.30	38.39	
20	Rajasthan	25	14	0	39	2909	24600	760824	82789.97	2	0	49.49	0	0	0	22473	5735	0	0	28208	502.943	13876.03	31567.56	
21	Sikkim	2	2	0	4	25	412	13601	21244.72	0	0	0	0	282	0	0	122	0	0	404	5.87	608.06	791.88	
22	Tamil Nadu	0	26	0	26	0	9673	501202	34120.25	0	0	0	0	0	0	4724	5405	0	0	10129	210.709	2646.53	1959.21	
23	Telangana	5	5	0	10	0	9176	708865	31073.06	2	0	8.17	0	653	9448	4	536	0	1	10642	161.777	3150.91	11897.42	
24	Tripura	1	3	0	4	141	620	106329	17421.06	6	1	102.5	0	962	0	626	237		0	1825	25.561	871.92	1879.69	
25	Uttar Pradesh	63	0	0	63	27140	2991	888013	368493.19	197	281	2937.20	0	76379	0	27388	9076	0	0	112843	1428.9	48300.83	22069.55	
26	Uttarakhand	13	0	0	13	1514	10042	202954	78200.09	6	13	118.45	0	508	0	9118	2872	0	0	12498	222.768	8582.53	11496.44	
27	West Bengal	13	14	0	27	4183	10682	1223899	139377.58	13	1	178.24	0	7514	0	4558	6174	0	0	18246	302.418	10362.68	24447.35	
Grand Total		228	293	7	528	78066	231890	13786121	2083076.73	465	569.5	8323.22	1553	122675	27471	144485	100011	22	709	396926	6504.16	224822.69	299335.15	

State-wise Implementing agency- wise New Sub-station Status (X,XI,XI,phase- II, XII & New plan)

Sl. No	Name of State	Implementing Agency	RE Components of DDUGJY																	Commissioned 2017-18	
			Nos.of New S/s Sanctioned					Nos.of New S/s Commissioned & Charged					Bal. nos. of New S/s yet to be erected								
			X	XI	XI-II	XII	New Plan	Total	X	XI	XI-II	XII	New	Total	X	XI	XI-II	XII	New		Total
1	Andaman&Nicobar	ED&AN Admin					5	5											5	5	
2	Andhra Pradesh	APEPDCL	4	3			80	87	4	3				2	9				78	78	2
		APSPDCL	1				52	53	1					17	18				35	35	17
	Total Andhra Pradesh		5	3			132	140	5	3				19	27				113	113	19
3	Arunachal Pradesh	APDA	2	20				22	2	20					22						
4	Assam	APDCL	3	23		20	23	69	3	23					26			20	23	43	
		PGCIL	3	4				7	3	4					7						
	Total Assam		6	27		20	23	76	6	27					33			20	23	43	
5	Bihar	NBPDCL		35	19	38	171	263		30	11	1		42		5	8	37	171	221	
		SBPDCL		2	17	8	117	144		2	14	1		17			3	7	117	127	
		NHPC	11	29				29	11	29				40							
		PGCIL	71	10				10	71	10				81							
	Total Bihar		82	76	36	46	288	528	82	71	25	2		180		5	11	44	288	348	
6	Chhattisgarh	NTPC		1				1		1				1							
		PGCIL		2				2		2				2							
		CSPDCL		7	1		80	88		7	1			8					80	80	
	Total Chhattisgarh			10	1		80	91		10	1			11					80	80	
7	Gujarat	UGVCL					2	2						1	1				1	1	1
		MGVCL					16	16						8	8				8	8	8
		DGVCL					3	3						1	1				2	2	1
	Total Gujarat						21	21						10	10				11	11	10
8	Haryana	DHBVNL					5	5											5	5	
		UHBVNL					9	9											9	9	
	Total Haryana						14	14											14	14	
9	Himachal Pradesh		1				16	17	1					1	1				16	16	
10	Jammu & Kashmir	NHPC	3	11			14	14	3	11				14							
		JKSPDCL	1	5			40	6	1	5				6					40	40	
	Total J & K		4	16			40	60	4	16				20					40	40	
11	Karnataka	HESCOM					4	4											4	4	
12	Kerala	KSEB		2			2	4		2				2	2				2	2	
13	Jharkhand	DVC	24	18			42	42	24	18				42							
		JBVNL	33			7	104	144	30					30	3			7	104	114	2
		NTPC	4	28				32	4	27				31		1			1	1	1
	Total Jharkhand		61	46		7	104	218	58	45				103	3	1		7	104	115	3
14	Maharashtra	MSEDCL		3			216	219		3				3					216	216	
15	Madhya Pradesh	NTPC	4					4	4					4							
		MPPOKVCL		1			52	53		1				1					52	52	
		MPMKVCL				34	18	52				22		22			12		18	30	2
		MPP&KVCL					65	65											65	65	
	Total MP		4	1		34	135	174	4	1		22		27			12	135	147	2	
16	Manipur	MSPDCL	2	9		1		12	2	7				9		2		1	3		
17	Meghalaya	MePDCL		5			9	14		2				2		3			9	12	
18	Mizoram	P & E Deptt.	1	3		6		10	1	3				4				6	6		
19	Nagaland	Power Deptt.	2	8		1	3	14	2	8				10				1	3	4	
20	Odisha	NHPC	1	2				3	1	2				3							
		NTPC		14				14		14				14							
		PGCIL		15				15		15				15							
		CESU					6	6											6	6	
		NESCO					2	2											2	2	
		WESCO					7	7											7	7	
	Total Odisha		1	31			15	47	1	31				32					15	15	

State-wise Implementing agency- wise New Sub-station Status (X,XI,XI,phase- II, XII & New plan)

Sl. No	Name of State	Implementing Agency	RE Components of DDUGJY																	Commissioned 2017-18	
			Nos.of New S/s Sanctioned					Nos.of New S/s Commissioned & Charged					Bal. nos. of New S/s yet to be erected								
			X	XI	XI-II	XII	New Plan	Total	X	XI	XI-II	XII	New	Total	X	XI	XI-II	XII	New		Total
21	Rajasthan	AVVNL					85	85											85	85	
		JVVNL	1				107	108	1						1				107	107	
		JdVVNL	1				16	17	1						1				16	16	
	Total Rajasthan		2				208	210	2						2				208	208	
22	Tamil Nadu	TANGEDCO					108	108											108	108	
23	Telangana	TNPDCL	2					2	2						2						
		TSSPDCL	1				84	85	1						1				84	84	
	Total Telangana		3				84	87	3						3				84	84	
24	Tripura	TSECL	1	4		9		14	1	4					5			9		9	
		PGCIL		3				3		3					3						
		NEEPCO				4		4									4			4	
	Total Tripura		1	7		13		21	1	7					8			13		13	
25	Uttar Pradesh	DVVNL	52			15	52	119	52						52			15	52	67	
		MVVNL	40			4	64	108	37						37	3		4	64	71	
		PGCIL	24		2	2		28	24		2	2			28						
		PSVVNL	20				72	92	20						20				72	72	
		PUVVNL	70				49	119	70						70				49	49	
	Total Uttar Pradesh		206		2	21	237	466	203		2	2			207	3		19	237	259	2
26	Uttarakhand	UPCL	6				1	7	6						6				1	1	
27	West Bengal	NTPC	1					1	1						1						
		PGCIL	7	1				8	7	1					8						
		WBSEDCL	3	3		4	80	90	3	2			1		6		1	3	80	84	
		NHPC		4				4		4					4						
	Total West Bengal		11	8		4	80	103	11	7			1		19		1	3	80	84	
	Grand Total		400	275	39	153	1825	2692	394	263	28	27	29	741	6	12	11	126	1796	1951	36

State-wise Implementing agency- wise Augumentation Sub-station Status (X,XI,XI,phase- II, XII & New plan)

Sl. No	Name of State	Implementing Agency	RE Components of DDUGJY																	Commissioned 2017-18	
			Nos.of Augu S/s Sanctioned					Nos.of Commissioned & Charged					Bal.nos. Augu of S/s yet to be erected								
			X	XI	XI-II	XII	New	Total	X	XI	XI-II	XII	New	Total	X	XI	XI-II	XII	New		Total
1	Andaman&Nicobar	ED&AN Admin																			
2	Andhra Pradesh	APEPDCL																			
		APSPDCL																			
	Total Andhra Pradesh																				
3	Arunachal Pradesh	APDA																			
4	Assam	APDCL				59	16	75				9		9				50	16	66	9
		PGCIL																			
	Total Assam					59	16	75				9		9				50		66	9
5	Bihar	NBPDCL				164		164										164		164	
		SBPDCL				55		55										55		55	
		NHPC																			
		PGCIL																			
	Total Bihar					219		219										219		219	
6	Chhattisgarh	NTPC	5	14				19	5	13				18			1			1	
		NHPC	12	25				37		5				5	12	20				32	
		PGCIL		6				6						6							
		CSPDCL		7		23	145	175		7		23		30					145	145	
	Total Chhattisgarh		17	52		23	145	237	5	31		23		59	12	21				178	
7	Gujarat	UGVCL																			
		MGVCL																			
		DGVCL																			
	Total Gujarat																				
8	Haryana	DHBVNL					1	1											1		
		UHBVNL																			
	Total Haryana						1	1											1	1	
9	Himachal Pradesh							18											18	18	
10	Jammu & Kashmir	NHPC		6				6		6				6							
		JKSPDCL		10		1	24	35		10				10			1	24	25		
	Total J & K			16		1	24	41		16				16			1	25	25		
11	Karnataka	HESCOM					5	5											5	5	
12	Kerala	KSEB					4	4											4	4	
13	Jharkhand	DVC	5	13				18	5	13				18							
		JBVNL	16			52	106	174	16					16				52	106	158	
		NTPC	9	12				21	9	12				21							
	Total Jharkhand		30	25		52	106	213	30	25				55				52	106	158	
14	Maharashtra	MSEDCL					140	140											140	140	
15	Madhya Pradesh	NTPC	22					22	22					22							
		MPPOKVCL				98	139	237				88		88			10	139	149		
		MPMKVCL		26		25	156	207		26		25		51				156	156		
		MPPsKVCL		19		9	319	347		19		9		28				319	319		
	Total MP		22	45		132	614	813	22	45		122		189				10	614	624	
16	Manipur	MSPDCL	3			4		7	3					3				4		4	
17	Meghalaya	MePDCL																			
18	Mizoram	P & E Deptt.				12		12				12		12							
19	Nagaland	Power Deptt.				4		4										4		4	
20	Odisha	NHPC				15		15										15		15	
		NTPC				95		95										95		95	
		PGCIL				41		41										41		41	
		CESU					13	13											13	13	
		WESCO					36	36											36	36	
		SOUTHCO					17	17											17	17	
		Gajam Additional				22		22										22		22	
	Total Odisha					173	66	239										173	66	217	

State-wise Implementing agency- wise Augmentation Sub-station Status (X,XI,XI,phase- II, XII & New plan)

Sl. No	Name of State	Implementing Agency	RE Components of DDUGJY																	Commissioned 2017-18		
			Nos.of Augu S/s Sanctioned					Nos.of Commissioned & Charged					Bal.nos. Augu of S/s yet to be erected									
			X	XI	XI-II	XII	New	Total	X	XI	XI-II	XII	New	Total	X	XI	XI-II	XII	New		Total	
1	2	3	4	5	6	7	8	9	10	11	12	13	14	15	16	17	18	19	20	21	22	23
21	Rajasthan	AVVNL				2	2									2						
		JVVNL																				
		JdVVNL				17	5									17	5					22
	Total Rajasthan					19	5									19	5					24
22	Tamil Nadu	TANGEDCO					181															181
23	Telangana	TNPDCL																				
		TSSPDCL																				
	Total Telangana																					
24	Tripura	TSECL				4	4									4						4
		PGCIL																				
		NEEPCO																				
	Total Tripura					4	4									4						4
25	Uttar Pradesh	DVVNL				87	342									87	342					429
		MVVNL				22	64				19		19			3	64					19
		PGCIL			30	6	36			30	6	36										6
		PSVVNL				87	82				33		33			54	82					136
		PUVVNL					265															265
	Total Uttar Pradesh				30	202	753	985			30	58	88			144	753					897
26	Uttarakhand	UPCL																				
27	West Bengal	NESCL																				
		PGCIL																				
		WBSEDCL				11	103	114			11		11									103
		NHPC																				
	Total West Bengal					11	103	114			11		11									103
	Grand Total		72	138	30	915	2181	3336	60	117	30	235	442	12	21	680	2181					2894

Status of Power Supply to Rural Areas

MONTH : June- 2017

SL. No.	Name of the State	Average Hours of Power Supply in a day To Rural Areas
1	2	3
1	Andhra Pradesh	23.86
2	Arunachal Pradesh	14.30
3	Assam	18.33
4	Bihar	17.35
5	Chhattisgarh	23.00
6	Gujarat	24.00
7	Haryana	13.58
8	Himachal Pradesh	24.00
9	Jammu & Kashmir	14.75
10	Jharkhand	15.48
11	Karnataka	17.12
12	Kerala	23.00
13	Madhya Pradesh	22.94
14	Maharashtra	23.32
15	Manipur	21.50
16	Meghalaya	21.50
17	Mizoram *	13.00
18	Nagaland	19.00
19	Odisha	20.90
20	Punjab	24.00
21	Rajasthan	22.00
22	Sikkim	17.25
23	Tamil Nadu	24.00
24	Telangana	24.00
25	Tripura	23.50
26	Uttar Pradesh	17.43
27	Uttarakhand *	23.52
28	West Bengal	24.00

*Mizoram May and Uttarakhand January month data has been included.